

AZUD GENIUN PC ASP HD

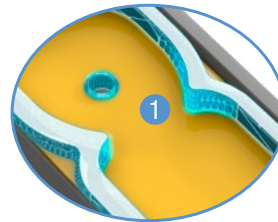
More uniformity for your crop



- 1 Anti-Roots ARS**
Experience against the root intrusion.
- 2 Anti-clogging DS TECHNOLOGY**
The patented security.
- 3 Uniformity SILITEC**
Pharmaceutical technology on the dripper's heart, the membrane.
- 4 Protection H.E.X.**
Exclusive triple 3D filtration system.

DSTechnology

Anti-clogging efficiency
Eficacia antiobturante



What it is

AZUD GENIUN is the dripline, that complies with ISO 9261 specifications, that guarantees the uniform crop growth under any type of terrain, using fewer resource and totally respectful with the environment.

Its self-compensating and anti-suction technology presents itself as the best solution for subsurface drip irrigation, since it prevents the particles intrusion into the dripper.

Application

- Subsurface drip irrigation
- Irrigation of ecologic production crops
- Irrigation of high-value crops

Advantages

- **Drippers always protected:**
Self-cleaning H.E.X. filtration system, for surface and in-depth solid particles retention.
- **Uniform discharge rate guaranteed along the crop lifecycle:**
The injected membrane is dynamic, which guarantees a precision, reliable and durable pressure-compensated operation and an efficient self-cleaning of the labyrinth.
- **Maximum strength against clogging, certified:**
The self-cleaning labyrinth DS Technology is made up by elliptical cavities that prevent solid particles deposits.
- **Higher protection against root intrusion:**
The ARS system consists of a balance between two arches with different opening angles and a conical design at the water emission point that make root intrusion difficult.



AZUD GENIUN PC ASP		AZUD GENIUN PC ASP 16				AZUD GENIUN PC ASP 20			
Model		1L	1.6L	2L	3.8L	1L	1.6L	2L	3.8L
Nominal flow	l/h gph	1.00 0.26	1.60 0.42	2.00 0.53	3.80 1.00	1.00 0.26	1.60 0.42	2.00 0.53	3.80 1.00
Inner diameter	mm in	13.9 0.55				17.5 0.69			
Nominal thickness AZUD GENIUN	mm mil	0.9 35		1.0 39		1.1 43			
Nominal thickness AZUD GENIUN RD	mm mil	1.1 43		1.2 47		1.1 43		1.2 47	
Maximum pressure	bar psi	4.0 58				4.0 58			

ISO 9261

Model AZUD GENIUN PC ASP		Discharge equation AZUD GENIUN $q = K \cdot h^x$		Pressure	
Models		q (l/h) - h (mca)	q (gph) - h (psi)	bar	psi
AZUD GENIUN PC ASP	1L	$q = 1.00 \cdot h^0$	$q = 0.26 \cdot h^0$	0.4 - 4.0	6 - 58 psi
AZUD GENIUN PC ASP	1.6L	$q = 1.60 \cdot h^0$	$q = 0.42 \cdot h^0$	0.4 - 4.0	6 - 58 psi
AZUD GENIUN PC ASP	2L	$q = 2.00 \cdot h^0$	$q = 0.53 \cdot h^0$	0.4 - 4.0	6 - 58 psi
AZUD GENIUN PC ASP	3.8L	$q = 3.80 \cdot h^0$	$q = 1.00 \cdot h^0$	0.4 - 4.0	6 - 58 psi


Model AZUD GENIUN PC ASP								
Nominal diameter (mm) (in)	Wall thickness (mm) (mil)		Standard length of coil (m) (feet)		Coils per container HC 40 ft		Coils per truck 81 m ³	
					Spacing between emitters			
					< 0.40 m	≥ 0.40 m		
16	0.630	0.90 35	500 1640	384	384	432		
16	0.630	1.00 39	500 1640	384	384	432		
20	0.787	1.10 43	300 984	405	432	486		

Model AZUD GENIUN PC ASP RD								
Nominal diameter (mm) (in)	Wall thickness (mm) (mil)		Standard length of coil (m) (feet)		Coils per container HC 40 ft	Coils per truck 81 m ³		
						Coils per truck 81 m ³		
16	0.630	1.10 43	400 1312	384	432			
16	0.630	1.20 47	400 1312	384	432			
20	0.787	1.10 43	250 820	384	432			
20	0.787	1.20 47	250 820	384	432			


AZUD GENIUN PC ASP		Dripline length*																			
		Spacing between emitters*																			
		0.20 m 8"		0.25 m 10"		0.30 m 12"		0.33 m 13"		0.40 m 16"		0.50 m 20"		0.60 m 24"		0.75 m 30"		1.00 m 39"		1.25 m 49"	
Model	(m)	(feet)	(m)	(feet)	(m)	(feet)	(m)	(feet)	(m)	(feet)	(m)	(feet)	(m)	(feet)	(m)	(feet)	(m)	(feet)	(m)	(feet)	
16	1L	150	492	182	597	213	699	230	755	270	886	323	1060	373	1224	443	1453	550	1804	648	2126
	1.6L	110	361	134	440	156	512	169	554	199	653	238	781	275	902	327	1073	405	1329	478	1568
	2L	95	312	116	381	135	443	146	479	172	564	206	676	238	781	283	928	351	1152	414	1358
	3.8L	63	207	76	249	89	292	97	318	113	371	136	446	157	515	186	610	232	761	274	899
20	1L	259	850	309	1014	357	1171	384	1260	445	1460	525	1722	600	1969	704	2310	861	2825	1004	3294
	1.6L	190	623	228	748	263	863	283	928	328	1076	387	1270	443	1453	519	1703	636	2087	743	2438
	2L	165	541	197	646	228	748	245	804	284	932	335	1099	383	1257	450	1476	551	1808	643	2110
	3.8L	108	354	130	427	150	492	162	531	187	614	221	725	253	830	297	974	364	1194	425	1394

*Slope: 0%
 *Inlet pressure: 3 bar / 44 psi.
 *Minimum pressure in the last dripper of the lateral: 0.4 bar / 6 psi.
 It is recommended to design the installation with lateral lengths shorter than 800 meters / 2.625 feet.
 For other lateral lengths please, check AZIS, our software of hydraulic calculation in www.azud.com.


SAFETY FITTINGS




STRAIGHT CONNECTOR



PVC OFFTAKE CONNECTOR WITH GROMMET



DRIPLINE VALVE



TEE - CONNECTOR

WE ONLY RECOMMEND ACCESSORIES OFFICIALLY AUTHORISED BY AZUD, CHECK AZUD FIT RANGE